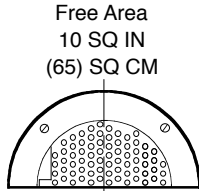


FLOOR DRAINS - LIGHT DUTY/PEDESTRIAN TRAFFIC

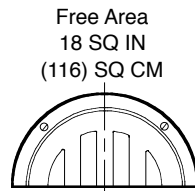
FLUSHING TYPE LABORATORY AND INSTITUTIONAL DRAINS

LOAD RATING: Light Duty load rating per ASME A112.6.3 Floor and Trench Drain Standard, Classification and Test Procedures for Grate Loading. All grates selections shall be based on the loading factor, anticipated traffic, drain location and other pertinent factors for the application. Loading classifications are static loads only and categorized into five classifications each having a given range. For the specific safe live static load rating of any grate, contact the Smith representative or factory direct.

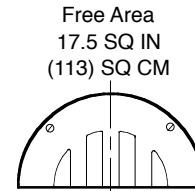
Light Duty is defined as having a Safe Live Static Load less than 2000 lbs. (900 kg).



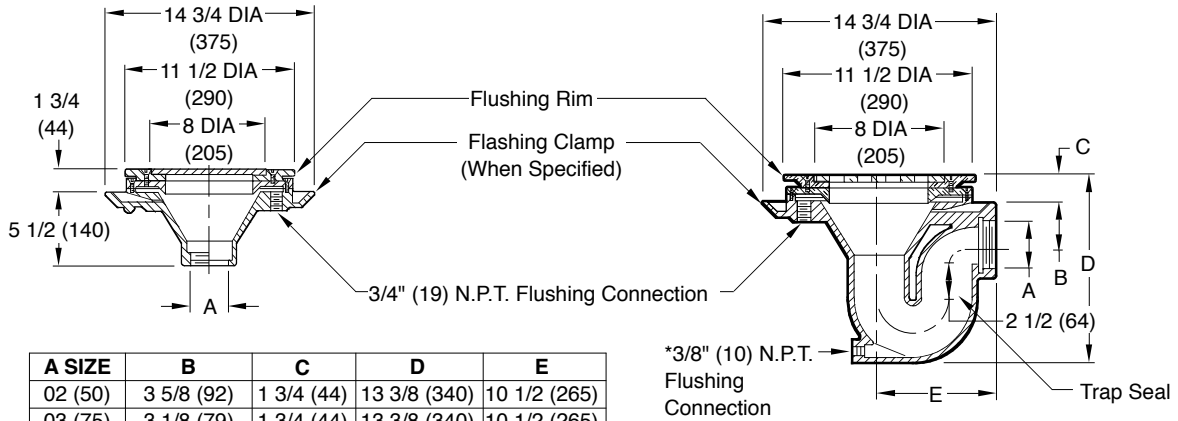
HINGED PERFORATED GRATE
 Perforated hinged grate allows liquids but prevents solids from passing and allows easy access for cleaning interior.



LOOSE SET WIDE BAR GRATE
 Loose set wide bar grate permits solids disposal and allows removal for easy cleaning. Grate also available hinged (suffix-H).



INTEGRAL GRATE AND RIM
 Vandal proof heavy wide bar grate permits solids disposal yet prevents removal of grate. Used where mentally disturbed or violent patients are confined.



A SIZE	B	C	D	E
02 (50)	3 5/8 (92)	1 3/4 (44)	13 3/8 (340)	10 1/2 (265)
03 (75)	3 1/8 (79)	1 3/4 (44)	13 3/8 (340)	10 1/2 (265)
04 (100)	2 15/16 (75)	1 3/4 (44)	13 3/8 (340)	9 1/2 (240)

BOTTOM OUTLET

TRAP DRAIN

- | | | | |
|--------------------------|---|------------|--------------------------|
| <input type="checkbox"/> | Fig. 2500C HINGED PERFORATED GRATE | Fig. 2505T | <input type="checkbox"/> |
| <input type="checkbox"/> | Fig. 2501C LOOSE SET WIDE BAR GRATE | Fig. 2506T | <input type="checkbox"/> |
| <input type="checkbox"/> | Fig. 2502C INTEGRAL GRATE AND RIM | Fig. 2507T | <input type="checkbox"/> |

REGULARLY FURNISHED:
 Duco Cast Iron Body and Flange with Acid Resistant Coated Interior and Nickel Bronze Top with Vandal Proof Screws.

NOTE: Dimensions shown in parentheses are in millimeters.

- VARIATIONS:**
- Flashing Clamp -C
 - Hinged Wide Bar Grate -H (Fig. 2501 & 2506 only)
 - NO-HUB Adaptor (Specify Fig. 2646Y)
 - Fabricated Stainless Steel Perforated Bucket -SSB
 - Threaded Outlet
 - Quad Close Trap Seal (Specify Fig. 2692) (Fig. 2500, 2501 & 2502 only)

- OPTIONAL MATERIALS:**
- Polished Bronze Top -PB

***NOTE:** The potable water supply to which a flushing type of drain is connected must be protected by a suitable vacuum breaker.

DRAWING NUMBER S2500

SIZE A

SCALE: NONE

DATE: 5-17-85

APPROVED BY: TD

CHECKED BY: TD

DRAWN BY: PJ

2500, 2501, 2502
2505, 2506, 2507

WE CAN ASSUME NO RESPONSIBILITY FOR USE OF SUPERSEDED OR VOID DATA

DIMENSIONS ARE SUBJECT TO MANUFACTURERS TOLERANCE AND CHANGE WITHOUT NOTICE

REV.	DATE	DESCRIPTION	BY	CKD. BY	WEIGHT POUNDS	VOLUME CUBIC FEET	FIGURE NUMBER
		Removed Function Revised Variations Rev Table & Variations Rev Table, Add Millimeters	MW TBW CMD EMB	JM CL BS JCS			2500, 2501, 2502 2505, 2506, 2507